

SOLARA LIGHTING

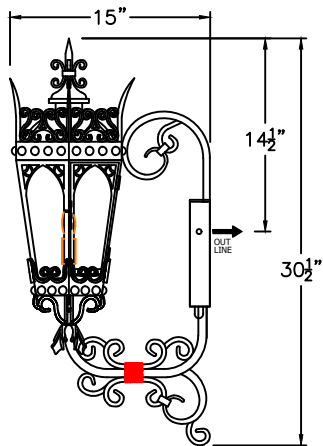
2021

DRESDEN

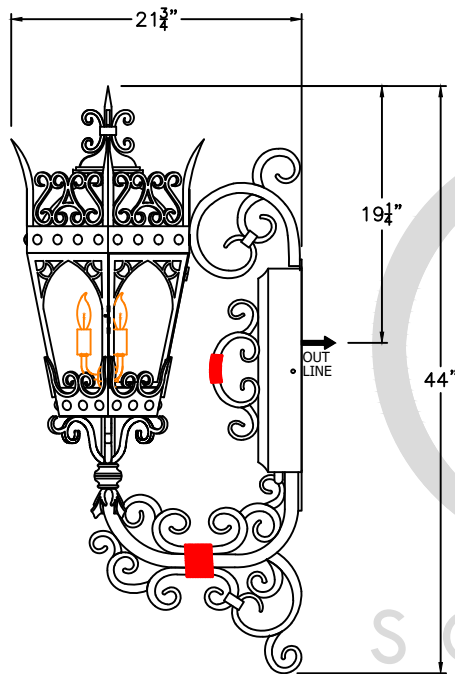


www.solarcustomdoorsandlighting.com

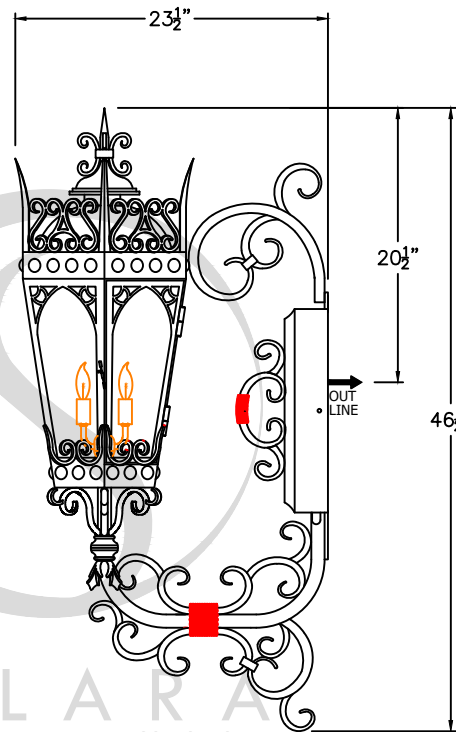
1-888-8SOLARA



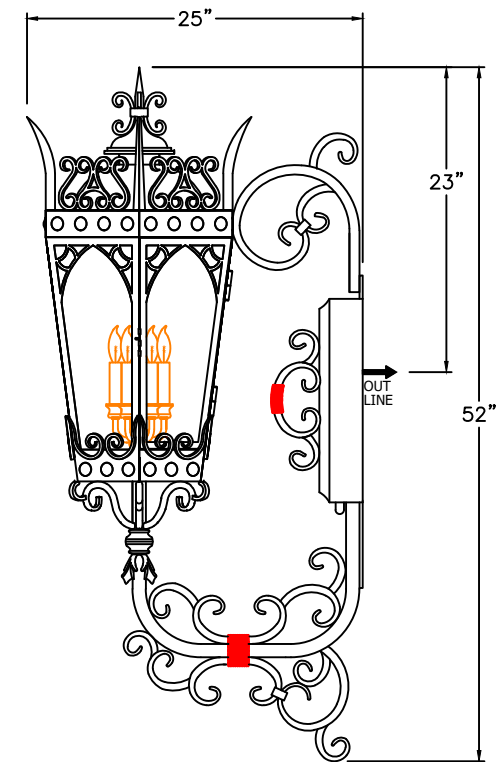
SMALL
F-002-011
10" W X 30 1/2" H X 15" D



MEDIUM
F-002-012
16" W X 44" H X 21 3/4" D



LARGE
F-002-013
15 1/2" W X 46 1/2" H X 23 1/2" D



XLARGE
F-002-014
19" W X 52" H X 25" D

AVAILABLE IN
GAS & ELECTRIC
WITH EXCEPTION
OF SMALL SIZE

* ACTUAL DIMENSIONS MAY VARY UP TO 1/2"

CUSTOM DRAWING CHANGES

© 2017 SOLARA ENCHAINMENT
UNAUTHORIZED USE OF THIS
PLAN IS IN VIOLATION OF THE
U.S. COPYRIGHT ACT TITLE 17
OF THE U.S. CODE.



DESIGN:	DRESDEN
LINE:	WALL MOUNT
FILE:	OLS-CLA-F-002-01SET-EL-S100-V1
DATE REV :	15/12/20
DRAWN BY :	ADGS